



**Office of Student Access and Completion**  
Helping Oregon Students Plan and Pay for College

# Oregon Promise

Senate Bill 81 (2015) allocated \$10 million per fiscal year to “provide a waiver of tuition for community college courses.”

Covers most tuition costs for up to 90 credits completed or attempted (approximately two years at full-time enrollment).

- Minimum grant of \$1000 for a student enrolled full time, full year
- Maximum grant at \$3,398 for 2016-17, based on average CC tuition costs

Designed to increase college enrollment, completion, and affordability for recent high school graduates.

# Who Can Apply



Be a recent Oregon high school graduate or GED recipient



Be an Oregon resident at least 12 months prior to enrollment



Have 2.5 cumulative GPA or higher



Plan to attend an Oregon community college within 6 months of graduation



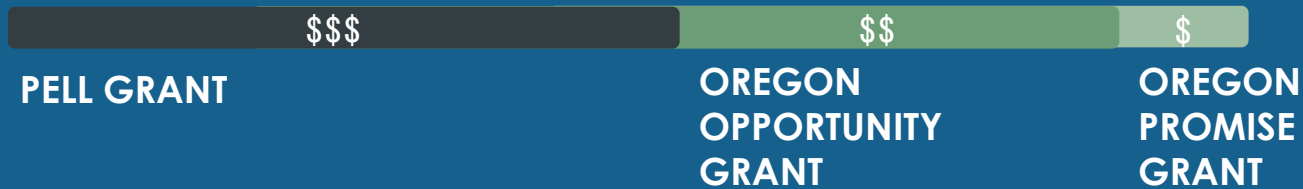
Must not have more than 90 college credits attempted



# OREGON PROMISE GRANT: FUNDS AFTER NEED-BASED AID



## Student A: Lower Expected Family Contribution



## Student B: Higher Expected Family Contribution




## Student C: Highest Expected Family Contribution



For Student C, Oregon Promise covers tuition, up to 12 credits per term.


**\$3,397: Average cost per year for community college tuition in 2016-17**



College A

### Higher Tuition Cost \$


OREGON PROMISE GRANT



College B

### Average Tuition Cost \$

OREGON PROMISE GRANT



College C

### Below Average Tuition Cost \$

OREGON PROMISE GRANT

Student responsible for remaining tuition cost , including any cost for credits over 12 credits.

Oregon Promise will cover up to the average tuition charged by Oregon community colleges. If the tuition cost is above this average, the student is responsible for the difference. If the tuition cost is below this average, Oregon Promise pays up to that tuition cost and not more.

# 90 Credits attempted

Certain college level classes attempted count towards a 90 credit limit. This includes credits attempted or completed in high school. If a student attempts 90 college credits, they will no longer receive Oregon Promise funding.


## EXAMPLE:



**High School Student**  
Takes 10 college level  
credits.



**90 - 10 = 80 credits**



Oregon Promise will  
cover up to 80 credits  
at a community college.

# For DACA and other undocumented students

DACA students and other undocumented students are eligible for the Oregon Promise if they meet all eligibility requirements.

DACA students and other undocumented students must complete the Oregon Student Aid Application (ORSAA) to be considered for the Oregon Promise.

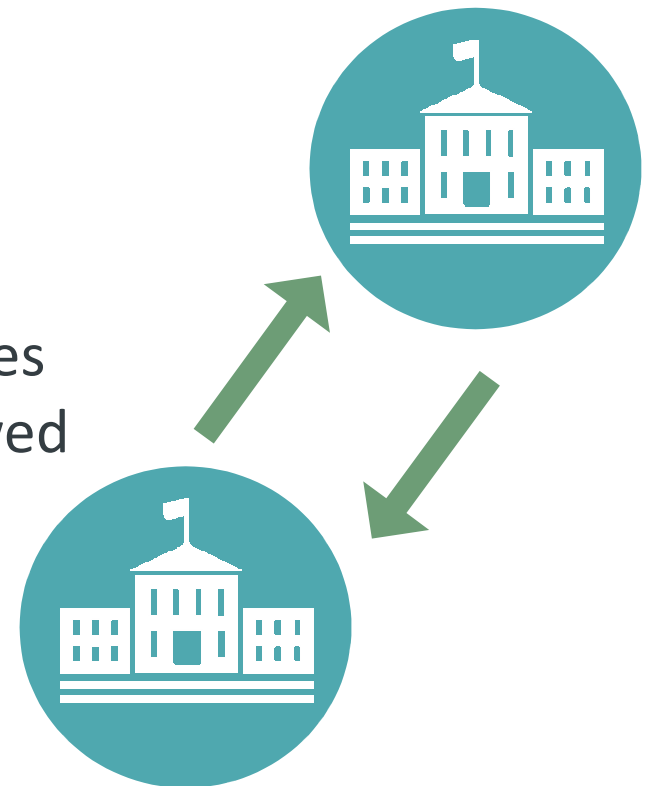


**[ORSAA at OregonStudentAid.gov](https://OregonStudentAid.gov)**

# For Dual Enrollment

The community college must be listed as the **student's home college**. This is completed through your dual enrollment process.

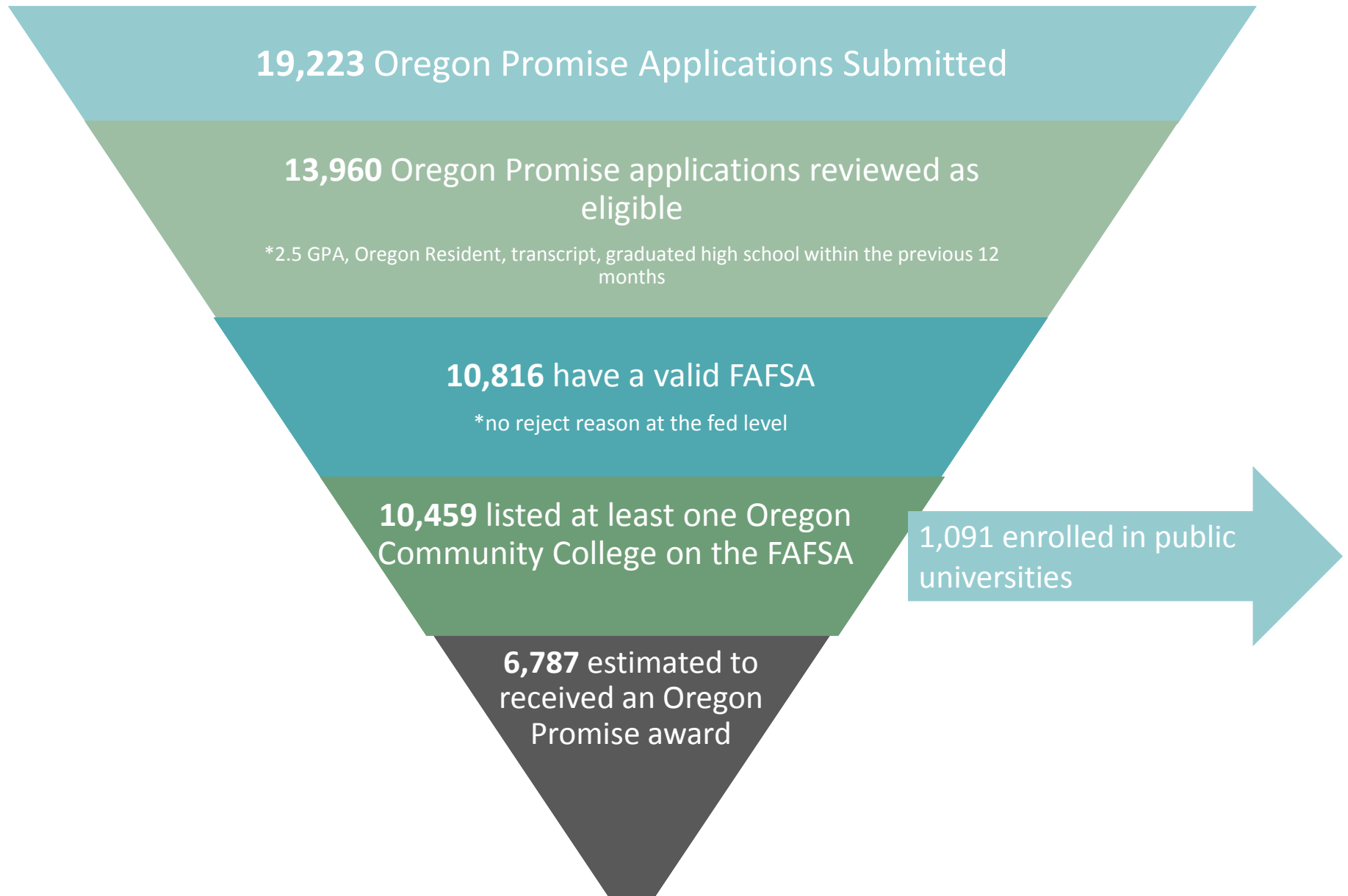
Oregon Promise will only cover tuition for credits taken at the community college. However, credits attempted at both colleges will count towards the 90 credit limit allowed by Oregon Promise.





# Oregon Promise Applicant and Award Statistics (to date)

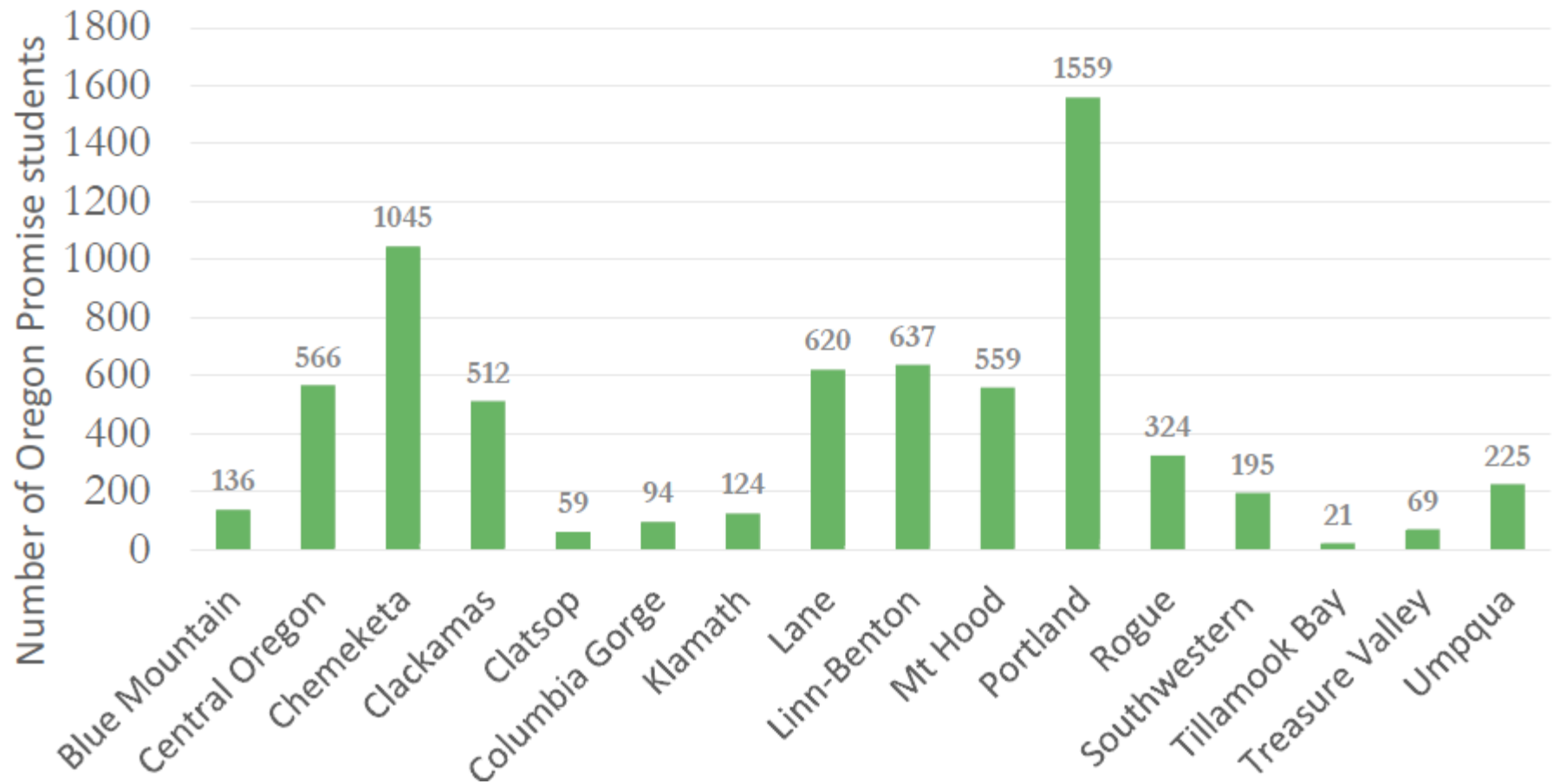
# OREGON PROMISE: APPLICANTS



# Students Served: Race/ Ethnicity

Race/Ethnicity	Percent of Oregon 12th Graders, 2015-16	Percent of Oregon Promise Recipients
African American or Black	2.7	1.4
American Indian/Alaska Native	1.6	1.0
Asian American	4.1	4.1
Hispanic	21.3	18.9
Pacific Islander	0.6	0.5
Two or more racial/ethnic groups	5.0	5.0
White, non-Hispanic	64.6	65.7
Unknown	N/A	3.5

# OREGON PROMISE: RECIPIENTS BY COLLEGE

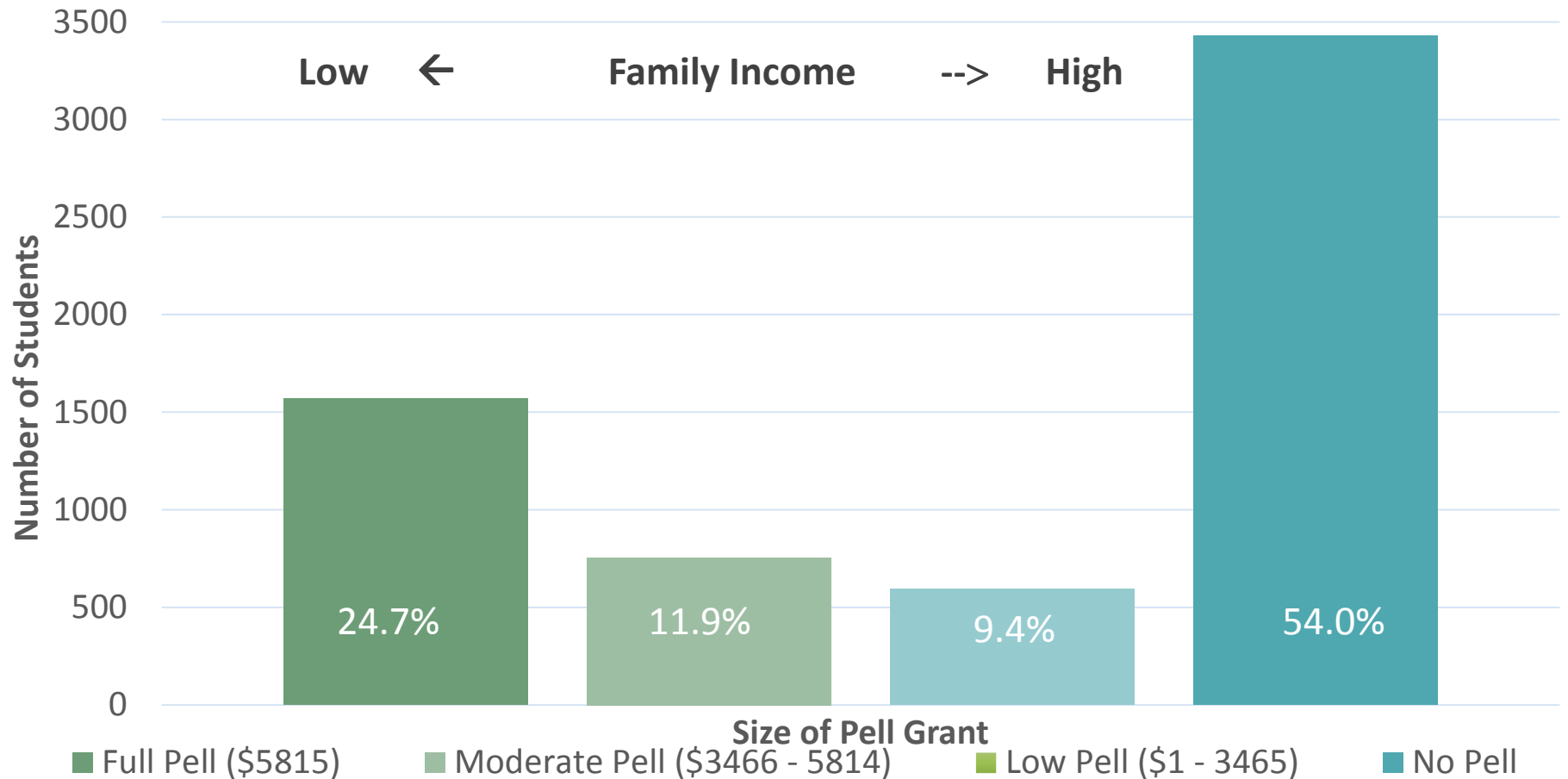


# Projected Oregon Promise Aid, by EFC Quintile, 2016-17

Projected awards, by EFC Quintile (Each quintile contains 1,327 projected ORP recipients)	EFC Range	Projected ORP State Funding*	Proportion of total ORP State Funding*
First	\$0	\$1.0 million	7.8 percent
Second	\$0 - \$2,845	\$1.1 million	8.5 percent
Third	\$2,846 - \$8,937	\$3.1 million	23.8 percent
Fourth	\$8,938 - \$19,839	\$3.9 million	29.9 percent
Fifth	\$19,840 and above	\$3.9 million	30.0 percent

*\*Assuming no term-to-term enrollment fluctuation, 2016-17*

# Distribution of Oregon Promise recipients (N: 6,687) by Pell award amount



# Oregon Promise on the OSAC FAO Portal





# Authorized Award List

## Oregon Promise Authorized Awards

To review specifications and terms for this page and file downloads, please go to the [Authorized Awards File Layout](#) page.  
 For purposes of communication, please do NOT send SSNs. Instead, please reference the PeopleID or your School's Student ID.

Academic Year: 2016-17 Change Status:

SSN:  Last Name:  First Name:

Records Found: 3675 1 2 3 4 5 6 7 8 9 10 11 12 13 14 15 16 17 18 19 20 21 22 23 24 25 26 27 28 29 30 31 32 33 34 35 36 37 38 39 40 41 42 43 44 45 46 47 48 49 50 51 52 53 54 55 56 57 58 59 60 61 62 63 64 65 66 67 68 69 70 71 72 73 74

Academic Year	List Date	SSN	People ID	Name	HS GPA	GED Pass/No Pass	Grade Level	Fall Review Status	Winter Review Status	Spring Review Status	Fall Full Auth Amount	Fall 3/4 Auth Amount	Fall 1/2 Auth Amount	Winter Full Auth Amount	Winter 3/4 Auth Amount	Winter 1/2 Auth Amount	Spring Full Auth Amount	Spring 3/4 Auth Amount	Spring 1/2 Auth Amount	Full Time Fall Year Award Amount	Change
2016-17	1/23/2017				2.98		0	MissedRequiredTerm	MissedRequiredTerm	MissedRequiredTerm	1083	800	517	0	0	0	0	0	0	1083	NOCHANGE
2016-17	1/23/2017					True	0				1083	800	517	1083	800	516	1082	799	516	3248	NOCHANGE
2016-17	1/23/2017				3.30		0	MissedRequiredTerm	MissedRequiredTerm	MissedRequiredTerm	284	200	117	0	0	0	0	0	0	284	NOCHANGE
2016-17	1/23/2017				2.51		0	MissedRequiredTerm	MissedRequiredTerm	MissedRequiredTerm	284	200	117	283	200	117	283	200	116	850	NOCHANGE
2016-17	1/23/2017				2.85		0	MissedRequiredTerm	MissedRequiredTerm	MissedRequiredTerm	284	200	117	0	0	0	0	0	0	284	NOCHANGE
2016-17	1/23/2017				2.84		0				284	200	117	283	200	117	283	200	116	850	NOCHANGE
2016-17	1/23/2017				3.08		0	MissedRequiredTerm	MissedRequiredTerm	MissedRequiredTerm	284	200	117	0	0	0	0	0	0	284	NOCHANGE
2016-17	1/23/2017				2.36		0				284	200	117	283	200	117	283	200	116	850	NOCHANGE
2016-17	1/23/2017				3.40		0				284	200	117	283	200	117	283	200	116	850	NOCHANGE

# Samples of New Awardees

Oregon Office of Student Access and Completion **OSAC Financial Aid Portal** OSAC HOME OREGON OPPORTUNITY GRANT HOME

Home Opportunity Grant OR Promise Chafee Grant Scholarships OFAX Data Transfer Man

**Oregon Promise Authorized Awards**

To review specifications and terms for this page and file downloads, please go to the [Authorized Awards File Layout](#) page.

For purposes of communication, please do NOT send SSNs. Instead, please reference the PeopleID or your School's Student Id.

Academic Year: 2016-17 Change Status: **FIRSTLIST**

SSN: Last Name: First Name:

Display using Filters Clear Filters Export List to Excel

Records Found: 15

Academic Year	List Date	SSN	People ID	Name	HS GPA	GED Pass/No Pass	Grade Level	Fall Review Status	Winter Review Status	Spring Review Status	Fall Full Amount	Fall 3/4 Amount	Fall 1/2 Amount	Winter Full Auth Amount	Winter 3/4 Auth Amount	Winter 1/2 Auth Amount	Spring Full Auth Amount	Spring 3/4 Auth Amount	Spring 1/2 Auth Amount	Full Time Full Year Award Amount	STATUS
2016-17	1/23/2017						0				0	0	0	283	200	117	283	200	116	566	FIRSTLIST
2016-17	1/23/2017						1				0	0	0	1083	800	516	1082	799	516	2165	FIRSTLIST
2016-17	1/23/2017						0				0	0	0	1083	800	516	1082	799	516	2165	FIRSTLIST
2016-17	1/23/2017						0				0	0	0	1083	800	516	1082	799	516	2165	FIRSTLIST
2016-17	1/23/2017						0				1083	800	517	1083	800	516	1082	799	516	3248	FIRSTLIST

*Samples of winter term new awardees and awardee disbursed at another school fall quarter*

# Oregon Promise Policies

# Enrollment Waivers

As written, the statute that created the Oregon Promise Grant does not allow for waivers to the requirement that students must take at least half-time credits (enrolled) within six months of graduation/GED completion.

At this point in time, no waivers for not taking classes during that first time are being accepted.

# Consecutive Term Enrollment

- Students who enroll (take at least six credits) the first term required may skip a term during the academic year and still receive the grant the following term within the **same academic year**.
- If an awardee is not enrolled at least half-time for three consecutive terms during the academic year, they will not be eligible for renewal of the grant.
- Oregon Promise does not disburse during summer.

# \$50 Per Term Copay

- The statute requires that the copay be “paid” (deducted) after tuition is set for the enrollment level of the student, not “off the top” before proration for three-quarter or half-time enrollment
- As of January 19, 2017, OSAC has changed the Oregon Promise FAO Portal Authorized Awards to show per term authorized amounts based on enrollment level, and the copay has already been deducted.

# Enrollment Waivers

As written, the statute that created the Oregon Promise Grant does not allow for waivers to the requirement that students must take at least half-time credits (enrolled) within six months of graduation/GED completion.

At this point in time, no waivers for not taking classes during that first time are being accepted.

Questions ?



**Office of Student Access and Completion**  
Helping Oregon Students Plan and Pay for College